






Eileen Scopio

eileenscopio@gmail.com | (818) 489-1091 | eileenbydesign.com

linked in: www.linkedin.com/in/eileencscopio/

GRAPHIC DESIGNER

- | | |
|-------------------------------|--|
| Ai Adobe Illustrator |  HTML 5 |
| Xd Adobe Xd |  CSS |
| Id Adobe InDesign |  JavaScript |
| Ae Adobe After Effects |  WordPress |
| Ps Adobe Photoshop | |

Degree: Bachelor of Arts, Graphic Design, California State University of Northridge (2017)

Technology: Illustrator, Adobe Xd, Photoshop, InDesign, After Effects, Blender

Industries: Colleges and University, Consulting, Education Management, Religious Institutions

WORK HISTORY

Visual Designer, Living Victory Church, Bakersfield

April 2020 - Present Day

- Redesigned, developed, launched, and continuously updates website to accommodate 100+ church goers during COVID-19 restrictions
- Designed kids group logo, updated rasterized logos to vector format, and edited photos to optimize for web use

Instructor, Great Minds Robotics, Tarzana

October 2018 - April 2020

- Ran a 1.5 hour class 9 times a week, filled with 8 students ranging from ages 6-12
- Organized and kept track of 50+ separate sets of 100s of Lego Technic pieces used to create 10+ unique builds and coded projects

Junior Graphic Designer, CauseForce LLC, Santa Monica

March 2018 - June 2018

- Prepped 10-50 files a day for print ready production
- Prepped files for 3-5 events each having 23k participants raising \$300 million for cancer research across 3 major countries
- Prepped 50 logos to web safe sizes complying with style guidelines
- Organized 1000s of event photos into 6 categories for easy access for all design needs

Visual Designer, VISCUM, Northridge

August 2016 - December 2017

- Managed 2-3 projects at a time, communicating with clients daily
- Collaborated with 3-5 designers per project to ensure client needs were met
- Designed and launched 5 websites containing 5-20 webpages, each launched within a 2 - 6 month time period

Graphic Designer, Institutional Research Department, Northridge

September 2016 - May 2017

- Created 3-6 pages of infographics using provided research papers
- Designed and coded monthly email campaigns reaching an audience of 500 employees